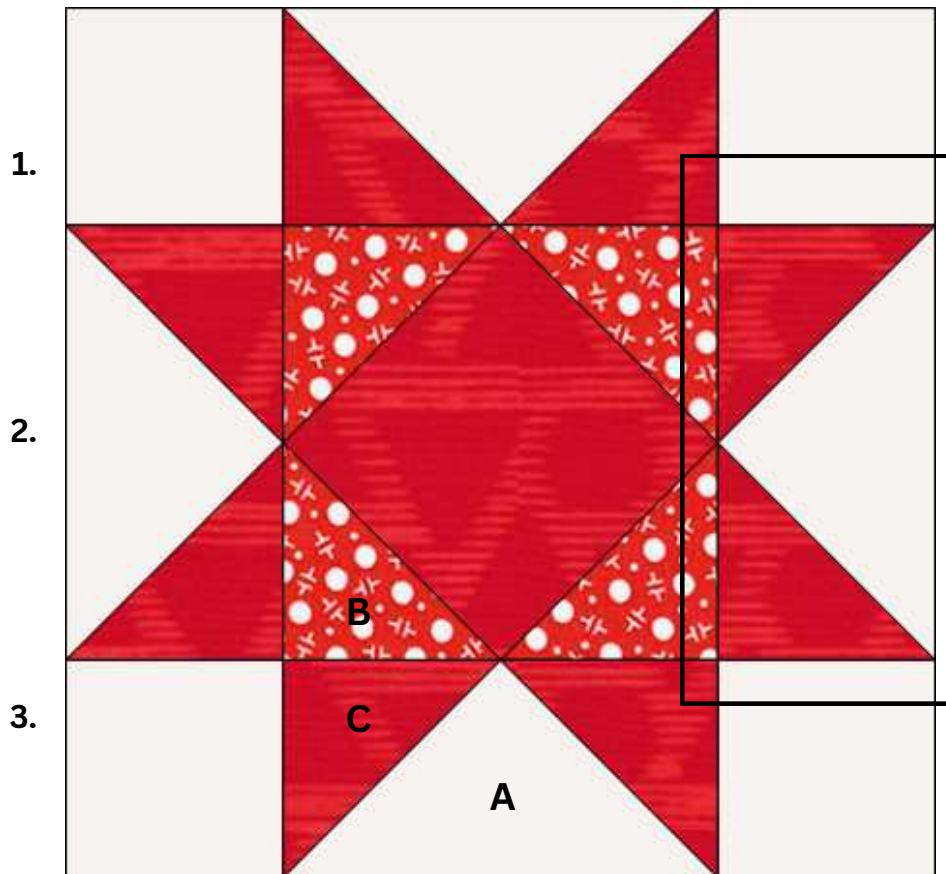


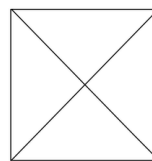
## Star 4



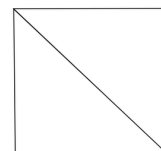
How to make star 4

- Cut 4 ( $3\frac{1}{2}$ " x  $3\frac{1}{2}$ ") from the lighter colour, A
- Cut 1 ( $7\frac{1}{4}$ " x  $7\frac{1}{4}$ ") from the lighter colour A
- Cut 2 ( $3\frac{7}{8}$ " x  $3\frac{7}{8}$ ") from the medium colour B
- Cut 4 ( $3\frac{7}{8}$ " x  $3\frac{7}{8}$ ") from the dark colour C
- Cut 1 ( $4\frac{3}{4}$ " x  $4\frac{3}{4}$ ") from the dark colour C

Sub cut ( $7\frac{1}{4}$ " x  $7\frac{1}{4}$ ") into 4 pieces diagonally



Sub cut all ( $3\frac{7}{8}$ " x  $3\frac{7}{8}$ ") pieces into 2 pieces diagonally



Make up section as marked  Trim to  $6\frac{1}{2}$ " x  $3\frac{1}{2}$ " if needed  
 Make up centre block as seen. Trim to  $6\frac{1}{2}$ " x  $6\frac{1}{2}$ " if needed

Now sew together to form row 1, then 2, then 3.

Now sew the rows together.